

CHRISTOFLE

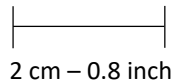
PARIS

SIZE CHART

RINGS

PRINT THIS RING SIZE CHART

Before printing the following document, please make sure the "scale to fit" box is unchecked in the print dialogue box. Use a ruler to verify that the scale corresponds to the unit bellow.

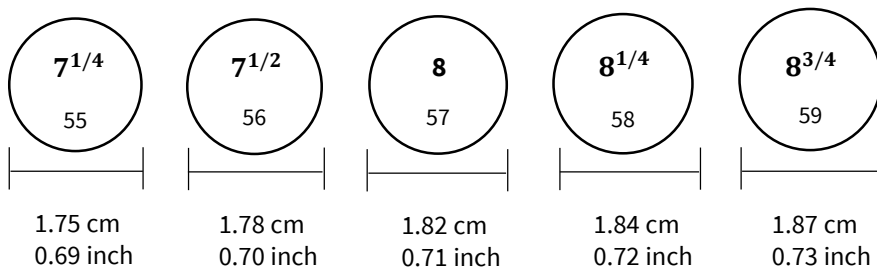
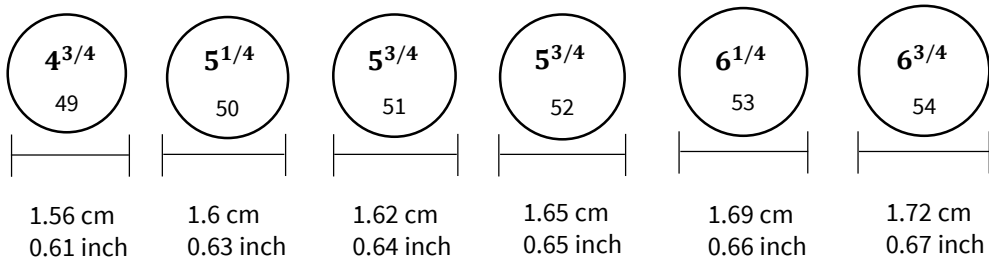


CHOOSE YOUR CHRISTOFLE RING

Choose a ring, preferably a wedding ring, that corresponds perfectly with the finger on which you would like to wear your new Christofle ring.

Place the ring over the circles below to find which one matches your size. The black circle needs to be visible inside the ring, and has to be aligned to the inner edge of the ring.

If your ring appears to be between two sizes, we recommend you select the larger size.



PLEASE NOTE THAT THE IDOLE RINGS BELOW RUN LARGER THAN THE OTHERS.



Refer to the table of the following page to choose your size.

CHRISTOFLE

PARIS

RING SIZE CHART TO CHOOSE THE 3 IDOLE RINGS BELOW



67 00 149



67 70 149



67 00 249



67 62 049



67 62 149



67 62 849



67 62 749

If you fall in between two sizes, we recommend that you choose the larger of the two.

FINGER CIRCUMFERENCE (MM) EUROPEAN SIZE	USA SIZE	RECOMMENDED IDOLE SIZE
50	5 ^{1/4}	4 ^{3/4}
51	5 ^{3/4}	4 ^{3/4}
52	6	4 ^{3/4}
53	6 ^{1/4}	5 ^{3/4}
54	6 ^{3/4}	5 ^{3/4}
55	7 ^{1/4}	6 ^{1/4}
56	7 ^{1/2}	6 ^{1/4}
57	8	7 ^{1/4}
58	8 ^{1/4}	7 ^{1/4}
59	8 ^{3/4}	8
60	9	8
61	9 ^{1/2}	8 ^{3/4}